




G2 Fall 2024 Report for AP Automation



Fall 2024

Customer reviews position Stampli as Leader in the G2 Grid® for AP Automation software. Stampli is ranked #1 in the AP Automation Index for Relationship and Usability.

#1 Relationship

#1 Usability



Table of Contents

ABOUT G2	03
STAMPLI SPOTLIGHT	04
AP AUTOMATION GRID REPORT	05
PRODUCT SATISFACTION RATINGS	06
IMPLEMENTATION INDEX SCORES	07
USABILITY INDEX SCORES	08
RELATIONSHIP INDEX SCORES	09
RESULTS INDEX SCORES	10

About G2

G2 is the world's leading business software review platform. The Fall 2024 Report for AP Automation is designed to help businesses make the best buying decision for AP Automation software.

What is AP Automation?

Companies use Accounts Payable (AP) Automation software to more efficiently manage large volumes of invoices and financial transactions. While most accounting solutions include basic AP-related functionality, many of them do not provide the functionality to effectively manage complex AP processes. Companies choose AP Automation software to reduce manual work and bottlenecks — and for those with AI-powered solutions — to avoid human errors and empower greater productivity for everyone involved in the procure-to-pay (P2P) process.

How does it help?


This type of software simplifies complex AP activities and helps AP professionals efficiently manage large volumes of supplier invoices and improve supplier relationships. AP Automation improves the efficiency and value delivered by the AP department, and helps with other accounting activities such as financial closing.

Who uses AP Automation software?

- AP professionals and other members of the accounting department responsible for accounts payable
- Approvers, managers, executives, and other stakeholders involved in the AP process

How are solutions delivered?

This type of software simplifies complex AP activities and helps AP professionals efficiently manage large volumes of supplier invoices and improve supplier relationships. AP Automation improves the efficiency and value delivered by the AP department, and helps with other accounting activities such as financial closing.



Stampli Spotlight

How Stampli Stacks Up

Stampli is a leader in AP Automation based on high customer satisfaction ratings and a large market presence. Stampli ranks as Leader in multiple G2 Grid® Reports for Fall 2024 including AP Automation and Invoice Management categories. In addition, Stampli is ranked #1 in the AP Automation Index for Relationship and Usability.

About Stampli

Stampli is the only finance operations platform centered on accounts payable. While other platforms are built by payments providers to capture a business's cash flow, Stampli is built by AP experts for AP first. As a result, Stampli drives AP and finance team efficiency across the entire invoice lifecycle, from vendor onboarding to remittance to spend management and beyond.

Stampli creates breakthrough productivity by centralizing all invoice-related communication, documentation and workflows into a single view for each invoice, and by automating all manual activities using Billy the Bot™, the industry's only proven AI. Billy's self-learning architecture has made it more capable every day since its debut in 2015; today, Billy the Bot has saved millions of hours of labor for Stampli customers as it processes \$85B+ invoices every year.

Stampli fully adapts to a customer's desired finance processes and ERP configuration, thanks to the complete integrations it has prebuilt for ERPs from Microsoft, Oracle, Sage, SAP, QuickBooks, Acumatica, Dealertrack, and many others. Thanks to this adaptability, Stampli implements within weeks, not months, and is easy to learn for any stakeholder involved in the invoice lifecycle.

Stampli's a Leader in AP Automation

Product and vendor scores are based on unbiased reviews gathered from the G2 user community, as well as data aggregated from online sources and social networks. G2 does not allow for paid placement in any of the ratings.

The G2 Grid® Reports compare products in a given category based on Satisfaction and Market Presence scores. The Satisfaction score is affected by customer satisfaction with end user-focused product attributes based on user reviews. The Market Presence score is a combination of metrics including market share, vendor size, vendor age, overall growth, review volume, and both web and social presence.

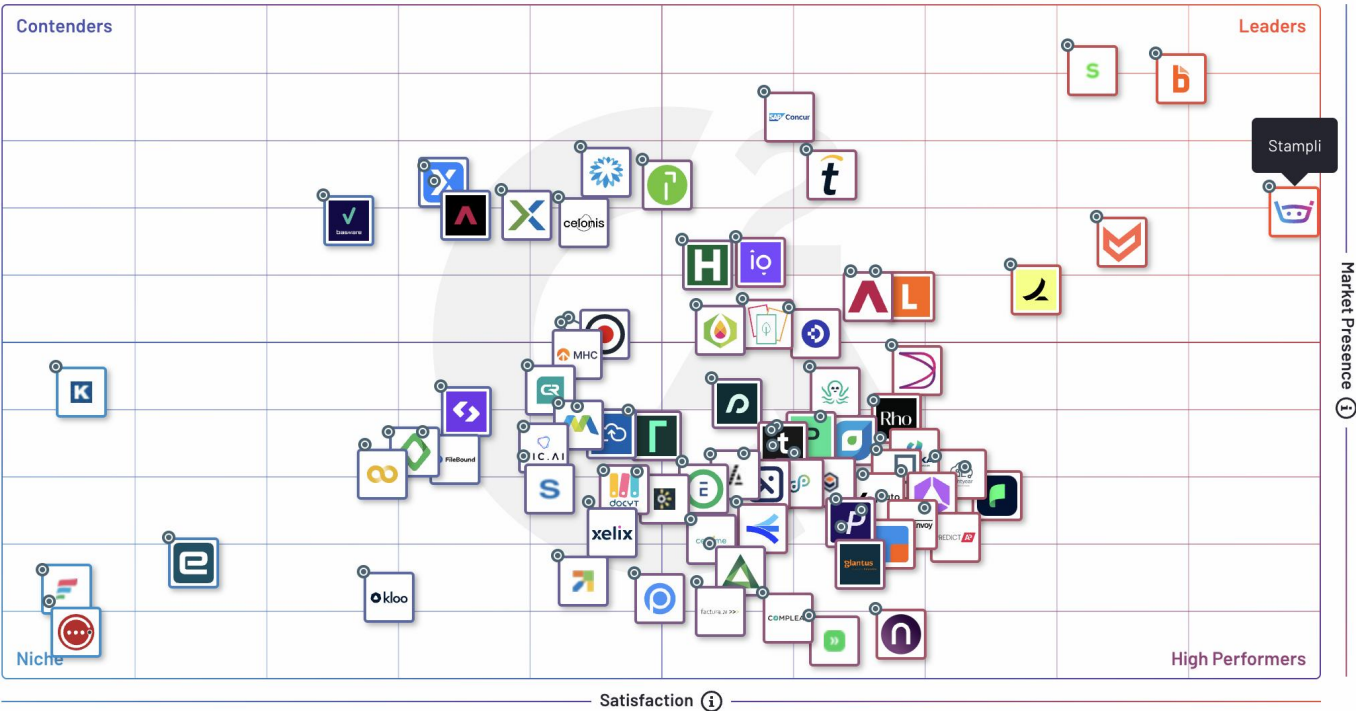
Fall 2024
G2'S Grid® for AP Automation

Market Leader
 Products in the Leader quadrant are rated highly by G2 users and have substantial Market Presence. *You'll find Stampli here.*

High Performers
 High Performing products have high customer Satisfaction scores and low Market Presence compared to the rest of the category.

Contender
 Contender products have relatively low customer Satisfaction scores and high Market Presence compared to the rest of the category.

Niche
 Niche products have relatively low Satisfaction scores and low Market Presence compared to the rest of the category.





Satisfaction Scores

The G2 Satisfaction Score is affected by customer satisfaction with end user-focused product attributes based on user reviews, and evaluates the seller’s ability to satisfy users’ needs. The score is measured in several detailed categories, including NPS, Ease of Doing Business With, Ease of Setup, Quality of Support, Ease of Use, Ease of Admin, Likelihood to Recommend, Product Going in Right Direction, and Meets Requirements.



Stampli’s NPS Score of +79 is 13% higher than industry average

Satisfaction Scores

The Satisfaction Scores below are based on user reviews collected by G2 through August 2024.

	99	85	90	48	62	31	53
	Stampli	Airbase	Bill.com	Beanworks	Tipalti	AvidXChange	MineralTree
Ease of Doing Business With <small>Average: 92%</small>	97%	95%	88%	92%	89%	86%	94%
Ease of Setup <small>Average: 86%</small>	94%	91%	88%	86%	85%	82%	86%
Quality of Support <small>Average: 91%</small>	97%	96%	83%	91%	92%	79%	93%
Ease of Use <small>Average: 91%</small>	95%	96%	91%	94%	89%	88%	93%
Ease of Admin <small>Average: 90%</small>	95%	93%	90%	90%	89%	83%	93%
Likelihood to Recommend <small>Average: 90%</small>	94%	96%	88%	91%	90%	84%	90%
Product Going in Right Direction? <small>Average: 92%</small>	97%	92%	86%	94%	94%	85%	93%
Meets Requirements <small>Average: 91%</small>	93%	95%	89%	91%	88%	87%	90%

Disclaimer: Averages are measured by the entire field of 73 players in the AP Automation category and do not reflect the average of the seven players shown.

Implementation Index

Stampli earned one of the highest overall Implementable scores for its industry-leading fast deployment, implementation, and user adoption across AP Automation customers and users.



Implementation Index Description

A product's Implementation score is calculated by a proprietary algorithm that factors in real-user satisfaction ratings for a number of implementation-related review questions. Software buyers can compare products in the AP Automation category according to their Implementation scores to streamline the buying process and quickly identify the most easily implemented products based on the experiences of their peers. For sellers, media, investors, and analysts, the Index provides benchmarks for product comparison and market trend analysis.

Implementation Calculations




Implementation Score



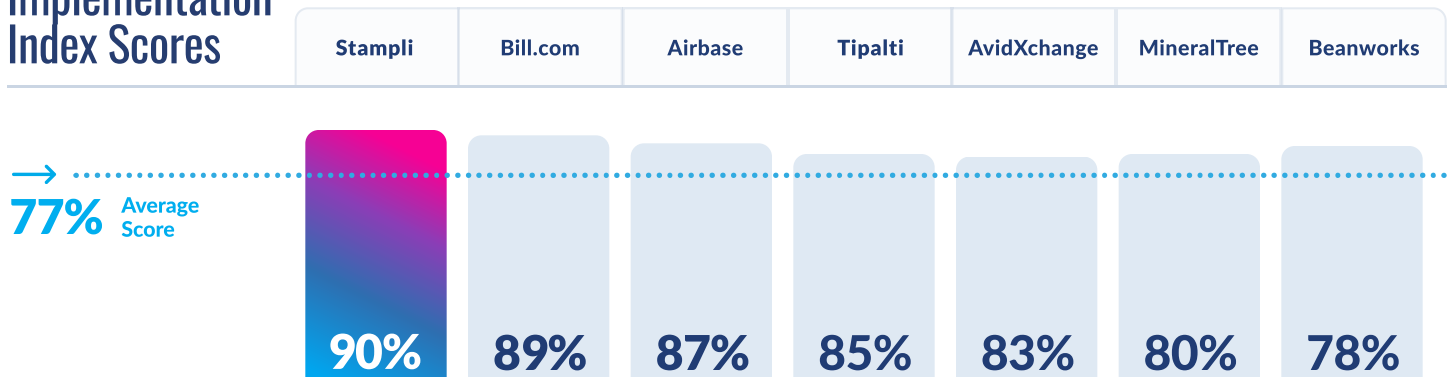
Implementation Data



Time to Go Live (Months)



Implementation Index Scores



Disclaimer: Averages are measured by the entire field of 73 players in the AP Automation category and do not reflect the average of the seven players shown.

Usability Index

Stampli earned one of the highest overall Usability score for its adoption rate, ease of use across stakeholders, and the ease of administering its AP Automation software.



Usability Index Description

A product's Usability score is calculated by a proprietary algorithm that factors in real-user satisfaction ratings for a number of use-related review questions. Software buyers can compare products in the AP Automation category according to their Usability scores to streamline the buying process and quickly identify the most usable products based on the experiences of their peers. For sellers, media, investors, and analysts, the Index provides benchmarks for product comparison and market trend analysis.

Usability Calculations



Usability Score



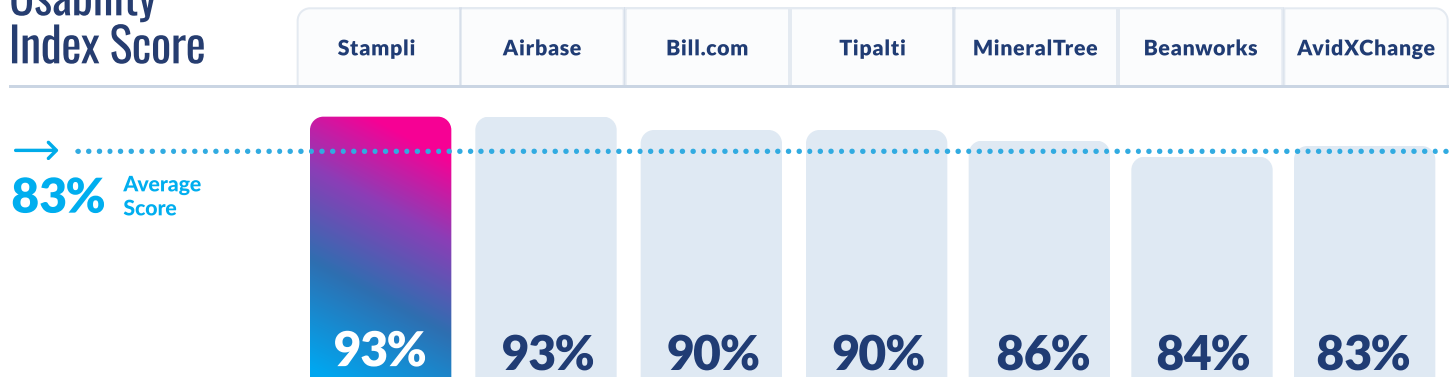
Usability Data



Time to Go Live (Months)



Usability Index Score



Disclaimer: Averages are measured by the entire field of 73 players in the AP Automation category and do not reflect the average of the seven players shown.

Relationship Index

Stampli earned the overall “Best Relationship” score for its industry-leading quality of support, ease of doing business with, and the likelihood that our customers would recommend our AP Automation.



Relationship Index Description

A product’s Relationship score is calculated by a proprietary algorithm that factors in real-user satisfaction ratings for a number of relationship-related review questions. Software buyers can compare products in the AP Automation category according to their Relationship scores to streamline the buying process and quickly identify the products that provide the best relationship with software sellers based on the experiences of their peers. For sellers, media, investors, and analysts, the Index provides benchmarks for product comparison and market trend analysis.

Relationship Calculations



Relationship Score



Relationship Data



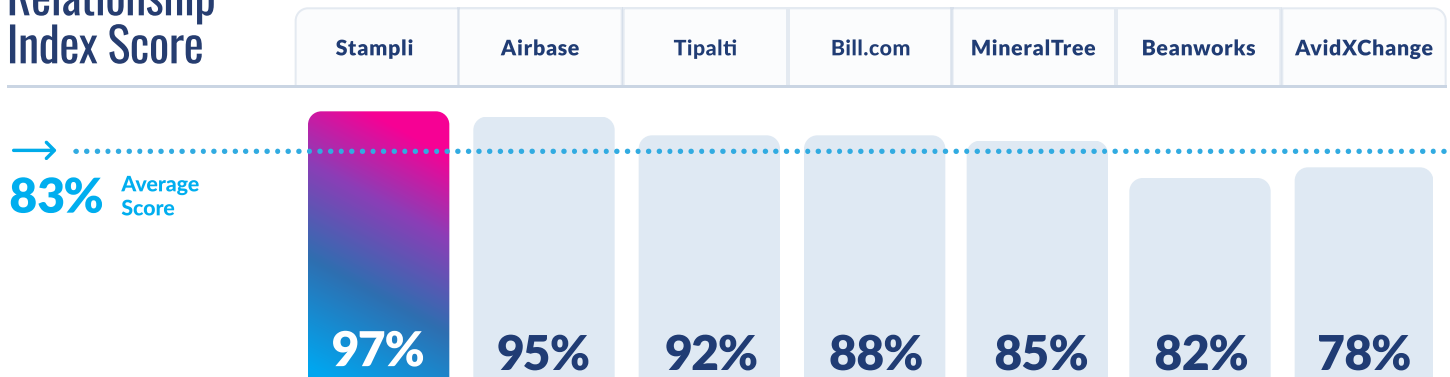
Ease of Business



Support



Relationship Index Score



Disclaimer: Averages are measured by the entire field of 73 players in the AP Automation category and do not reflect the average of the seven players shown.

Results Index

Stampli earned one of the highest “Best Results” score for its estimated return on investment (ROI) and how our AP Automation flexes to customer requirements among other results-related data in the chart below.



Results Index Description

A product’s Results score is calculated by a proprietary algorithm that factors in real-user satisfaction ratings for a number of results-related review questions. Software buyers can compare products in the AP Automation category according to their Results scores to streamline the buying process and quickly identify the products that produce the best results based on the experiences of their peers. For sellers, media, investors, and analysts, the Index provides benchmarks for product comparison and market trend analysis.

Results Calculations



Results Score




Results Data



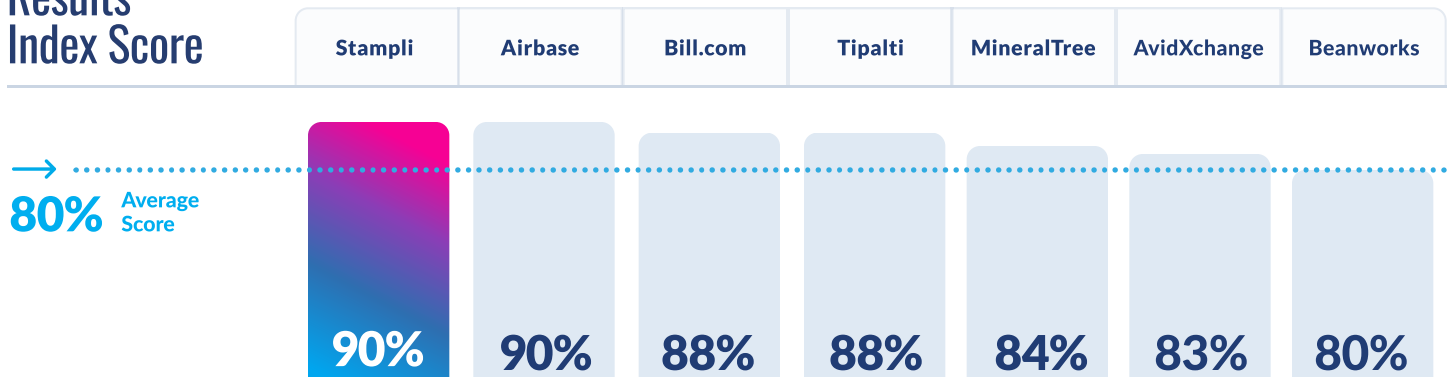
Average Use Adoption



ROI Factors



Results Index Score



Disclaimer: Averages are measured by the entire field of 73 players in the AP Automation category and do not reflect the average of the seven players shown.

Controllers Love Stamppli

Outstanding Interface!

— Controller



What do you like best?

There is so much to like about Stamppli — the simplicity, speed of transaction processing, interface and customer service are the best in the industry that I have ever seen. The approval process is also fast and efficient. The implementation (from first phone call/demo to fully implemented) took less than 48 hours and had zero issues! Our prior A/P provider constantly had issues and system outages...we will never go back.

From the very first conversation with a Stamppli representative, I felt valued and was fully confident that we were making the right decision for our company. I would recommend Stamppli to anyone and be 100% confident that you would feel exactly the same after use.

What do you dislike?

I can honestly say that I have zero dislikes with regard to Stamppli and don't foresee any coming in the future.

Recommendations to others considering the product:

Do yourself a huge favor and switch to Stamppli immediately!

What problems are you solving with the product?

What benefits have you realized?

We implemented the software about a month ago and cut our invoice processing time by over 50% within the first week. It is easier to track late payments, A/P clerk productivity and invoice coding accuracy than ever before.

Ready to take the next step?

Tell us what you are looking to solve.

Let's Talk